

SPEED-Liner - Cantilever Sliding Gate

Characteristics.

Suitable for entrances and exits where security is paramount before and after vehicle passage.

Designed for speed the is durable gate opens at a speed of 72cm / second and compliant to the CE regulation for gates with automation BS EN 13241-1.

Gate leaf 100% aluminium, supports and posts made in steel.

Using a 400V motor with ramped stop and start and a FEIG digital control requiring a single phase 230Vac supply. The 100% rated motor will operate a gate more than twice the speed of most other gate models.

Safety features including contact edges, photocells and flashing warning lights are all standard, on activation of a feature the gate will immediately stop.

Infill

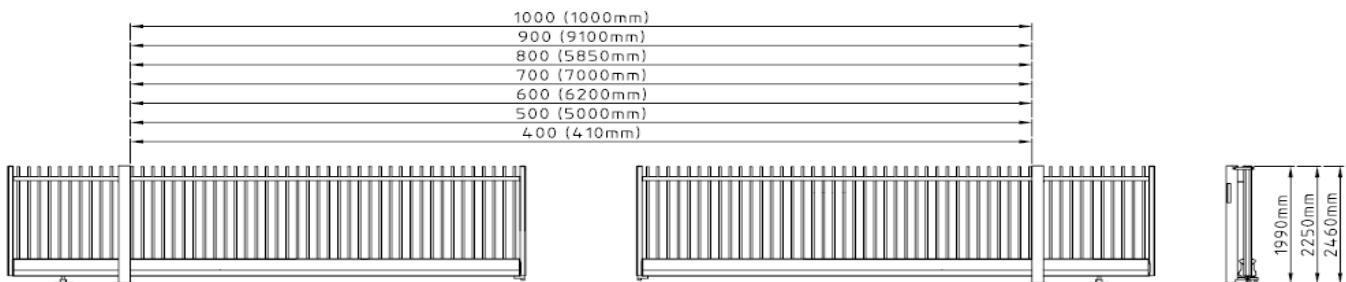
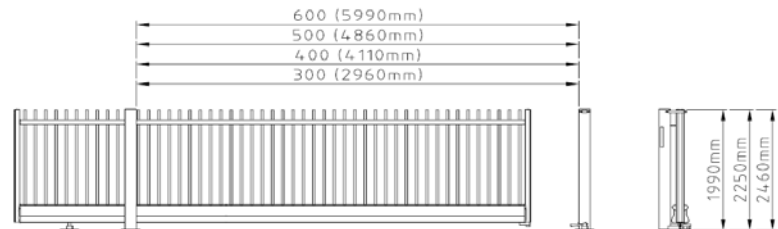

Barricade - Ø30mm @ 150mm c/c

Surface Treatment

(i) Natural Aluminium and galvanised steel powder coated with orange trims RAL 2004:

(ii) Powder coated standard colour:

(iii) power coated any RAL colour.



Power Operation 400V-230V Motor, rack & pinion drive with control board



Unit F1, Halesfield 4,
Telford, Shropshire TF7 4AP, England
Tel: +44 (0) 1952 410 020
Fax: +44 (0) 1952 411 144
E.mail: mail@citadelsecurityuk.com
www.citadelsecurityuk.com

TECHNICAL SPECIFICATION